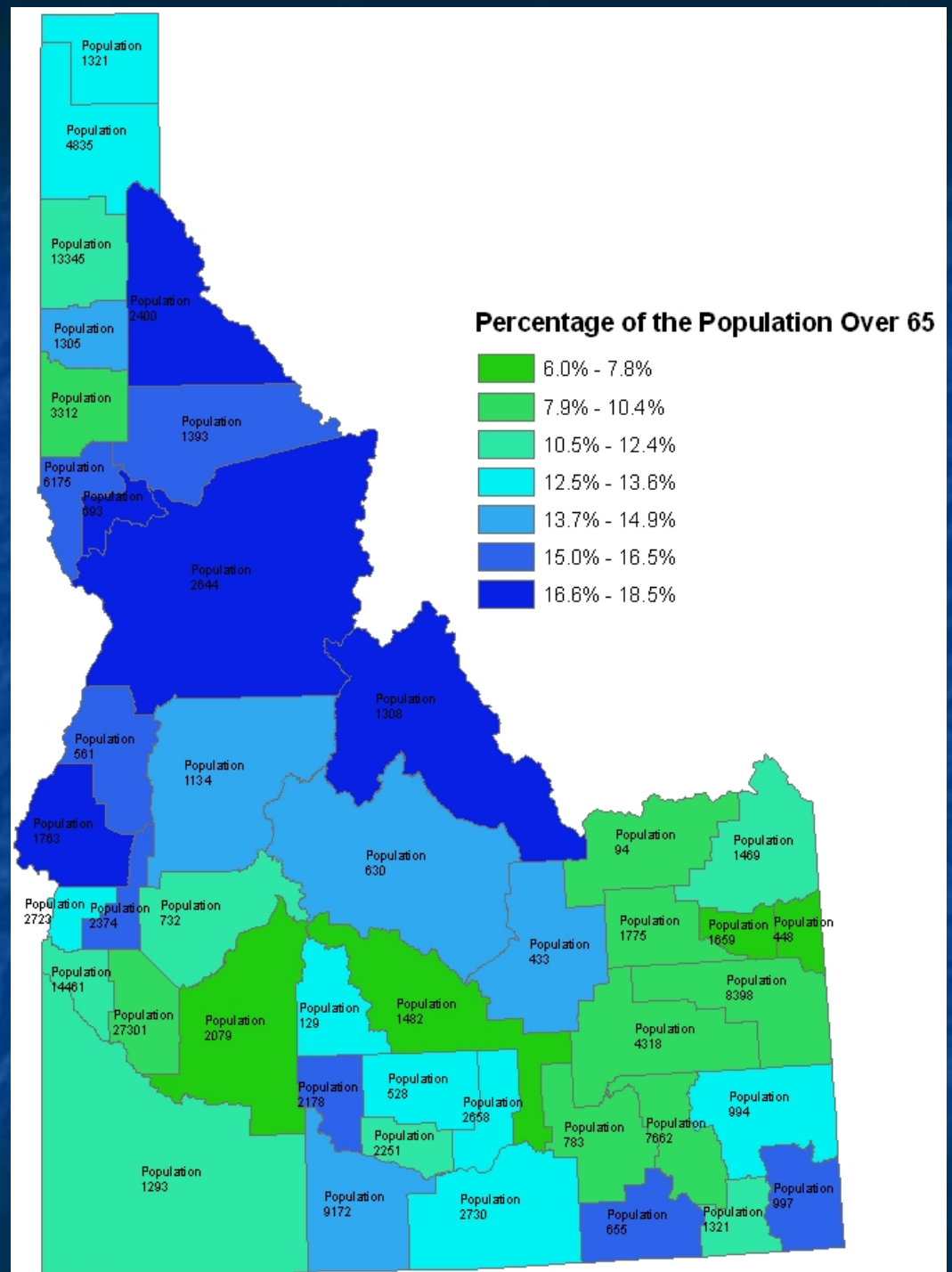


Aging, Planning, and Community Design

- Dr. Susan Mason, Ph.D.
 - Assistant Professor, Boise State University
 - Director, Certificate of Community and Regional Planning
- Jon Barrett
 - Co-Director, Idaho Smart Growth
- Dr. Greg Hill, Ph.D.
 - Assistant Professor, Boise State University

Population Percentages



Median Age in the Treasure Valley Metropolitan Statistical Area

Median Age

2005

1 Eugene, OR	37.6
2 Coeur d'Alene, ID	37.1
3 San Jose, CA	36.3
4 Reno, NV	36.2
5 Spokane, WA	36.2
6 Albuquerque, NM	36.0
7 Portland, OR	35.9
8 Sacramento, CA	35.0
Average	34.9
9 Boulder, CO	34.6
10 Salem, OR	34.5
11 Colorado Springs, CO	34.1
12 Fort Collins, CO	34.1
13 Boise City-Nampa, ID	33.6
14 Yakima, WA	31.8
15 Salt Lake City, UT	29.8

Source: Demographics USA

Percentage of Population by Age

CHILDREN YOUNGER THAN 5

Percent of total, 2005

1 Salt Lake City, UT	11.0
2 Yakima, WA	10.3
3 Boise City-Nampa, ID	9.2
4 Colorado Springs, CO	9.1
5 San Jose, CA	8.7
6 Salem, OR	8.6
Average	8.4
7 Albuquerque, NM	8.3
8 Reno, NV	8.2
9 Portland, OR	8.1
10 Sacramento, CA	7.9
11 Coeur d'Alene, ID	7.8
12 Spokane, WA	7.4
13 Boulder, CO	7.3
14 Fort Collins, CO	7.2
15 Eugene, OR	6.6

Source: Demographics USA

CHILDREN AND YOUTH YOUNGER THAN 18

Percent of total, 2005

1 Yakima, WA	30.6
2 Salt Lake City, UT	30.1
3 Boise City-Nampa, ID	27.5
4 Colorado Springs, CO	27.3
5 Salem, OR	26.1
Average	25.5
6 Sacramento, CA	25.5
7 Albuquerque, NM	25.5
8 Coeur d'Alene, ID	25.4
9 San Jose, CA	24.9
10 Reno, NV	24.8
11 Portland, OR	24.7
12 Spokane, WA	24.1
13 Fort Collins, CO	22.6
14 Boulder, CO	22.2
15 Eugene, OR	21.3

Source: Demographics USA

ADULTS AGED 18-64

Percent of total, 2005

1 Boulder, CO	69.5
2 Fort Collins, CO	67.5
3 Eugene, OR	65.0
4 Portland, OR	64.9
5 San Jose, CA	64.8
6 Reno, NV	64.0
7 Colorado Springs, CO	63.7
Average	63.6
8 Spokane, WA	63.5
9 Sacramento, CA	63.4
10 Albuquerque, NM	62.9
11 Boise City-Nampa, ID	62.4
12 Salt Lake City, UT	61.7
13 Coeur d'Alene, ID	61.5
14 Salem, OR	61.4
15 Yakima, WA	58.2

Source: Demographics USA

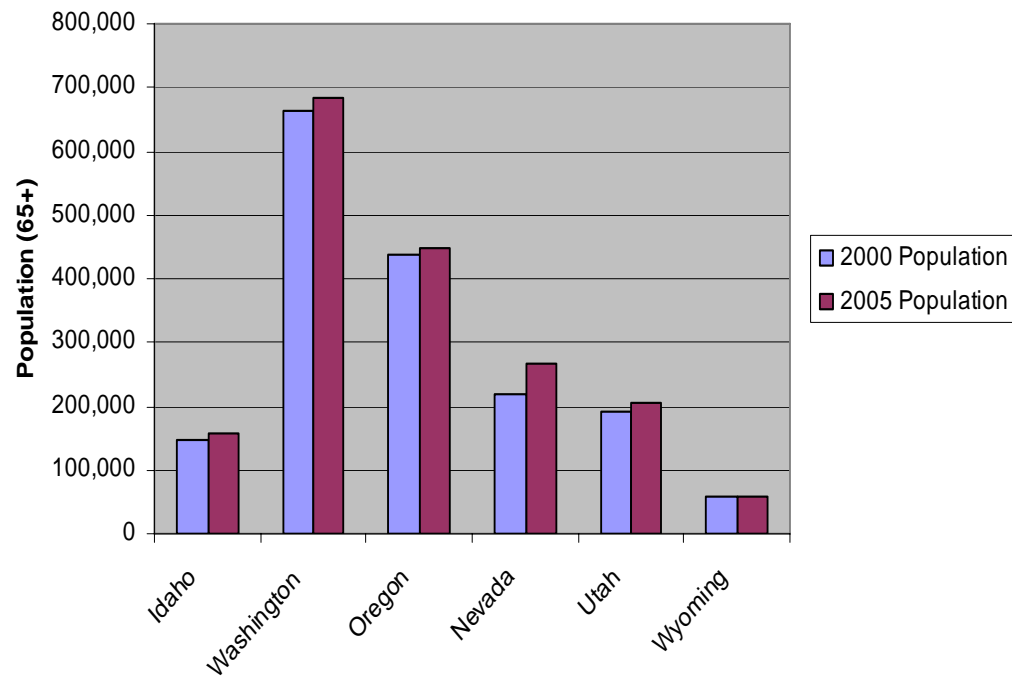
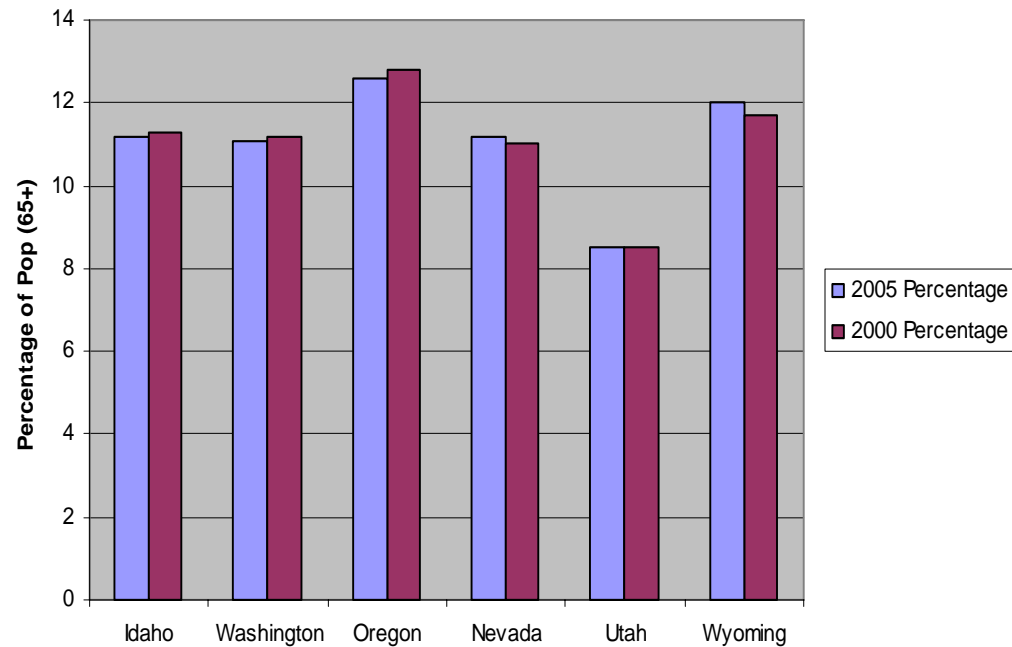
ADULTS AGED 65 AND OLDER

Percent of total, 2005

1 Eugene, OR	13.7
2 Coeur d'Alene, ID	13.1
3 Salem, OR	12.6
4 Spokane, WA	12.5
5 Albuquerque, NM	11.6
6 Sacramento, CA	11.3
7 Yakima, WA	11.2
8 Reno, NV	11.2
Average	10.9
9 Portland, OR	10.4
10 San Jose, CA	10.3
11 Boise City-Nampa, ID	10.1
12 Fort Collins, CO	9.9
13 Colorado Springs, CO	9.0
14 Boulder, CO	8.3
15 Salt Lake City, UT	8.2

Source: Demographics USA

Population of Idaho and Surrounding States (65 years+)



Idaho Population Projection by Age

